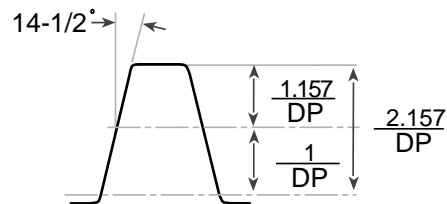
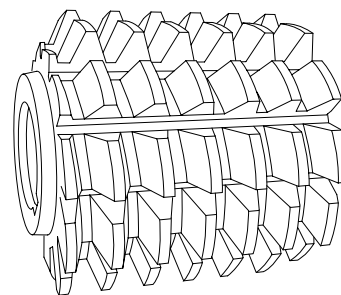


HS14 & HL14 SERIES DP, 14-1/2° PA

Diam. Pitch	O.D.	Length	Bore	Whole Depth	Specify Class A, B, C, D	
					Right Hand	Left Hand
1	10-3/4	15	2-1/2	2.157	HS14-100	-
1-1/4	8-3/4	12	2	1.725	HS14-125	-
1-1/2	8	10	2	1.438	HS14-150	HL14-150
1-3/4	7-1/4	9	2	1.2326	HS14-175	HL14-175
2	5-3/4	8	1-1/2	1.0785	HS14-200	HL14-200
2-1/4	5-1/2	7-1/2	1-1/2	.9587	HS14-225	HL14-225
2-1/2	5	7	1-1/2	.8628	HS14-250	HL14-250
2-3/4	5	6	1-1/2	.7844	HS14-275	HL14-275
3	4-1/2	5	1-1/4	.719	HS14-300	HL14-300
3-1/2	4-1/4	4-3/4	1-1/4	.6163	HS14-350	HL14-350
4	4	4	1-1/4	.5393	HS14-400	HL14-400
4-1/2	3-1/2	3-1/2	1-1/4	.4793	HS14-450	HL14-450
5	3-1/2	3-1/2	1-1/4	.4314	HS14-500	HL14-500
5-1/2	3-1/2	3-1/2	1-1/4	.3922	HS14-550	-
6	3-1/2	3-1/2	1-1/4	.3595	HS14-600	HL14-600
6-1/2	3-1/4	3-1/4	1-1/4	.3318	HS14-650	-
7	3-1/4	3-1/4	1-1/4	.3081	HS14-700	HL14-700
8	3	3	1-1/4	.2696	HS14-800	HL14-800
8-1/2	3	3	1-1/4	.2538	HS14-850	-
9	3	3	1-1/4	.2397	HS14-900	HL14-900
10	3	3	1-1/4	.2157	HS14-010	HL14-010
11	2-1/2	2-3/4	1-1/4	.1961	HS14-011	HL14-011
12	2-3/4	2-3/4	1-1/4	.1798	HS14-012	HL14-012
13	2-3/4	2-3/4	1-1/4	.1659	HS14-013	HL14-013
14	2-1/2	2-1/2	1-1/4	.1541	HS14-014	HL14-014
16	2-1/2	2-1/2	1-1/4	.1348	HS14-016	HL14-016
18	2-1/2	2-1/2	1-1/4	.1198	HS14-018	HL14-018
20	2-1/2	2	1-1/4	.112	HS14-020	HL14-020
24	2-1/2	2	1-1/4	.0937	HS14-024	HL14-024
26	2-1/2	2	1-1/4	.0866	HS14-026	HL14-026
28	2-1/2	2	1-1/4	.0806	HS14-028	HL14-028
30	2-1/2	2	1-1/4	.0753	HS14-030	HL14-030
32	2-1/2	2	1-1/4	.0708	HS14-032	HL14-032
48	2-1/2	2	1-1/4	.0478	HS14-048	-

Finishing, Single Thread Right Hand & Left Hand Non-Topping



For 20DP and finer,
depth is $2.20/DP + .002$

For 3/4" bore, see HFS14 Series, page A-3.
For 1/2" bore, see HFH14 Series, page A-4
& 5.

CHS14 SERIES DP, 14-1/2° PA

Diam. Pitch	O.D.	Length	Bore	Whole Depth	Specify Class A, B, C, D	
					Right Hand	Left Hand
1	10	12-1/2	2	2.157	CHS14-100	-
1-1/4	8-1/4	10-1/2	1-1/2	1.7256	CHS14-125	-
1-1/2	7-1/2	7-3/4	1-1/2	1.438	CHS14-150	-
1-3/4	6-3/4	8	1-1/2	1.2326	CHS14-175	-
2	5-1/4	6	1-1/4	1.0785	CHS14-200	-
2-1/4	5-1/4	6	1-1/4	.9587	CHS14-225	-
2-1/2	4-3/4	5	1-1/4	.8628	CHS14-250	-
2-3/4	4-3/4	4-3/4	1-1/4	.7844	CHS14-275	-
3	4	4	1-1/4	.719	CHS14-300	-

"Cut Down" Size

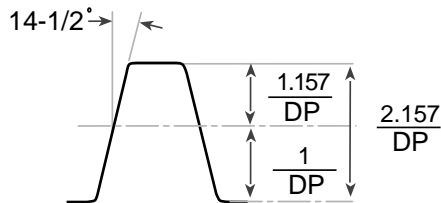
Same tooth form as the HS14 Series above.
The CHS14 Series is smaller in physical
size, thus more economical for a short run
requirement, and may fit on smaller capacity
machines.

For left hand hob, inquire on CHLS14 Series.

HT14 SERIES

DP, 14-1/2° PA

**1-1/4" Bore, Finishing
Single Thread
Right Hand, Topping**



Root of hob will form O.D. of part.

Diam. Pitch	O.D.	Length	Whole Depth	Specify Class B, C, D
3	4-1/2	5	.719	HT14-300
4	4	4	.5393	HT14-400
6	3-1/2	3-1/2	.3595	HT14-600
8	3	3	.2696	HT14-800*
10	3	3	.2157	HT14-010*
12	2-3/4	2-3/4	.1798	HT14-012

* 2 Lead, Class A available