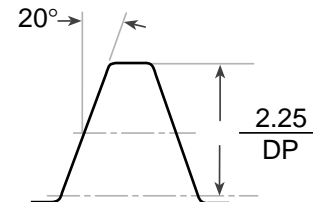
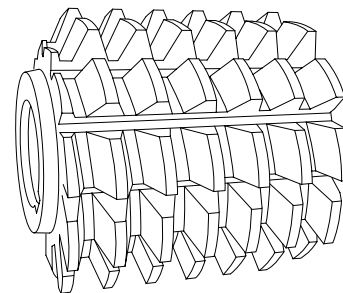


HM20 & HML20 SERIES

20° PA

Module	O.D.	Length	Bore	Whole Depth	Specify Class AA, A, B, C, D	
					Right Hand	Left Hand
1	1	3/4	8mm	.0886	HM20-100M	HML20-100
1	1-1/4	1-1/4	1/2	.0886	HM20-100H	HML20-100H
1	1-7/8	1-7/8	3/4	.0886	HM20-100S	HML20-100S
1	2-1/2	2	1-1/4	.0886	HM20-100	HML20-100
1-1/8	1-1/4	1-1/4	1/2	.0997	HM20-112H	–
1-1/8	1-7/8	1-7/8	3/4	.0997	HM20-112S	–
1-1/8	2-1/2	2	1-1/4	.0997	HM20-112	–
1-1/4	1	3/4	8mm	.1107	HM20-125M	–
1-1/4	1-1/4	1-1/4	1/2	.1107	HM20-125H	HML20-125H
1-1/4	1-7/8	1-7/8	3/4	.1107	HM20-125S	HML20-125S
1-1/4	2-1/2	2	1-1/4	.1107	HM20-125	HML20-125
1-3/8	1-1/4	1-1/4	1/2	.1218	HM20-137H	–
1-3/8	1-7/8	1-7/8	3/4	.1218	HM20-137S	–
1-3/8	2-1/2	2	1-1/4	.1218	HM20-137	–
1-1/2	1-1/4	1-1/4	1/2	.1329	HM20-150H	HML20-150H
1-1/2	1-7/8	1-7/8	3/4	.1329	HM20-150S	HML20-150S
1-1/2	2-1/2	2-1/2	1-1/4	.1329	HM20-150	HML20-150
1-3/4	1-7/8	1-7/8	3/4	.1550	HM20-175S	HML20-175S
1-3/4	2-1/2	2-1/2	1-1/4	.1550	HM20-175	HML20-175
2	1-7/8	1-7/8	3/4	.1772	HM20-200S	HML20-200S
2	2-3/4	2-3/4	1-1/4	.1772	HM20-200	HML20-200
2-1/4	1-7/8	1-7/8	3/4	.1993	HM20-225S	HML20-225S
2-1/4	2-3/4	2-3/4	1-1/4	.1993	HM20-225	HML20-225
2-1/2	1-7/8	1-7/8	3/4	.2215	HM20-250S	HML20-250S
2-1/2	2-3/4	2-3/4	1-1/4	.2215	HM20-250	HML20-250
2-3/4	2	2	3/4	.2436	HM20-275S	–
2-3/4	3	3	1-1/4	.2436	HM20-275	HML20-275
3	2	2	3/4	.2657	HM20-300S	HML20-300S
3	3	3	1-1/4	.2657	HM20-300	HML20-300
3-1/4	3	3	1-1/4	.2879	HM20-325	–

MODULE Finishing, Single Thread Right & Left Hand Non-Topping



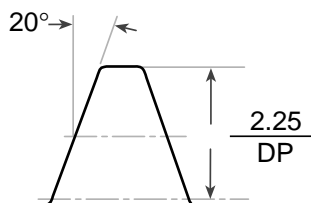
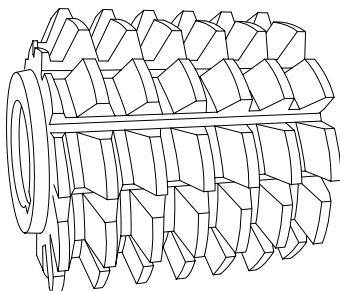
*Complies with DIN 867 standard.
8mm hob sizes shown are considered
standard by Ash Gear. However, other
physical sizes may be available from stock.
Please inquire.*

continued on next page

MODULE

HM20 & HML20 SERIES 20° PA (continued)

Finishing, Single Thread Right & Left Hand Non-Topping



Complies with DIN 867 standard.
8mm & 10mm hob sizes shown are
considered standard by Ash Gear. However,
other physical sizes may be available from
stock. Please inquire.

Module	O.D.	Length	Bore	Whole Depth	Specify Class AA, A, B, C, D	
					Right Hand	Left Hand
3-1/2	3	3	1-1/4	.3100	HM20-350	HML20-350
3-3/4	3	3	1-1/4	.3321	HM20-375	—
4	3-1/2	3-1/2	1-1/4	.3543	HM20-400	HML20-400
4-1/4	3-1/2	3-1/2	1-1/4	.3765	HM20-425	—
4-1/2	3-1/2	3-1/2	1-1/4	.3985	HM20-450	HML20-450
4-3/4	3-1/2	3-1/2	1-1/4	.4208	HM20-475	—
5	3-1/2	3-1/2	1-1/4	.4429	HM20-500	HML20-500
5-1/4	3-1/2	3-1/2	1-1/4	.4651	HM20-525	—
5-1/2	3-1/2	3-1/2	1-1/4	.4872	HM20-550	—
5-3/4	3-1/2	3-1/2	1-1/4	.5094	HM20-575	—
6	4	4	1-1/4	.5315	HM20-600	HML20-600
6-1/2	4	4	1-1/4	.5758	HM20-650	—
7	4-1/4	4-3/4	1-1/4	.6201	HM20-700	HML20-700
7-1/2	4-1/2	4-3/4	1-1/4	.6644	HM20-750	—
8	4-1/2	5	1-1/4	.7087	HM20-800	HML20-800
8-1/2	4-1/2	5	1-1/4	.7530	HM20-850	—
9	5	6	1-1/2	.7972	HM20-900	HML20-900
10	5	7	1-1/2	.8858	HM20-010	HML20-010
11	5-1/2	7-1/2	1-1/2	.9744	HM20-011	HML20-011
12	5-3/4	8	1-1/2	1.0630	HM20-012	HML20-012
13	6	8	1-1/2	1.1516	HM20-013	HML20-013
14	7-1/4	9	2	1.2402	HM20-014	HML20-014
15	7-1/4	9	2	1.3287	HM20-015	HML20-015
16	8	10	2	1.4173	HM20-016	HML20-016
17	8	10	2	1.5059	HM20-017	—
18	8	10	2	1.5945	HM20-018	HML20-018
19	8-1/2	11	2	1.6831	HM20-019	—
20	8-3/4	12	2	1.7717	HM20-020	HML20-020
21	8-3/4	12	2	1.8602	HM20-021	—
22	9-3/4	13	2	1.9488	HM20-022	—
24	10-1/2	14	2-1/2	2.1260	HM20-024	—
25	10-3/4	15	2-1/2	2.2146	HM20-025	—
26	10-3/4	15	2-1/2	2.3030	HM20-026	—
28	11-3/4	15	2-1/2	2.4803	HM20-028	—
30	12-1/2	15-1/2	2-1/2	2.6575	HM20-030	—
32	12-1/2	16	2-1/2	2.8346	HM20-032	—

CHM20 SERIES 20° PA

“Cut Down” Size

Same tooth as the HM20 Series. The
CHM20 Series is smaller in physical size,
thus more economical for a short run
requirement, and may fit on smaller capacity
machines.

For left hand hob, inquire on CHML20
Series.

Module	O.D.	Length	Bore	Whole Depth	Specify Class A, B, C, D
9	4-3/4	5	1-1/4	.7972	CHM20-900
10	4-3/4	5-1/2	1-1/4	.8858	CHM20-010
11	5-1/4	6	1-1/4	.9744	CHM20-011
12	5-1/2	6	1-1/4	1.0630	CHM20-012
13	5-1/2	6	1-1/4	1.1516	CHM20-013
14	6-1/2	8	1-1/2	1.2402	CHM20-014
15	6-1/2	8	1-1/2	1.3287	CHM20-015
16	7-1/2	8	1-1/2	1.4173	CHM20-016
17	7-1/2	8	1-1/2	1.5059	CHM20-017
18	7-1/2	8	1-1/2	1.5945	CHM20-018
19	7-3/4	8	1-1/2	1.6831	CHM20-019
20	8-1/4	10-1/2	1-1/2	1.7717	CHM20-020
21	8-1/4	10-3/4	1-1/2	1.8602	CHM20-021
22	8-3/4	11	1-1/2	1.9488	CHM20-022

continued on next page

CHM20 SERIES

20° PA (continued)

Module	O.D.	Length	Bore	Whole Depth	Specify Class A, B, C, D
24	10-1/4	12-1/2	2	2.1260	CHM20-024
25	10-1/4	12-1/2	2	2.2146	CHM20-025
26	10-1/4	12-1/4	2	2.3030	CHM20-026
28	11-3/4	12-3/4	2	2.4803	CHM20-028
30	11-1/2	13-1/2	2-1/2	2.6575	CHM20-030
32	12	14	2-1/2	2.8346	CHM20-032

“Cut Down” Size

Same tooth as the HM20 Series on the previous page. The CHM20 Series is smaller in physical size, thus more economical for a short run requirement, and may fit on smaller capacity machines.

For left hand hob, inquire on CHML20 Series.